

Scaled data based on original data using
LM-79-08 Approved Method: Electrical and Photometric Measurements of Solid-
State Lighting Products

Test Report Prepared for
Cooper Lighting Solutions
(formerly Eaton)

Brand: McGRAW-EDISON

Report Number: P956338

Luminaire Tested: **GALN-SB9A-740-U-5MQ**

Issue Date: 1/21/2025

Test Information

Test Method: LM-79-08
Report Number: P956338
TEST IS SCALED FROM IESNA LM-79-08 TEST DATA (G2-2411-289-20)
Test Lab: INNOVATION CENTER
Issue Date: 1/21/2025
Manufacturer: COOPER LIGHTING SOLUTIONS (FORMERLY EATON)
Product Line: McGRAW-EDISON
Catalog Number: GALN-SB9A-740-U-5MQ
Description: GALLEON AREA AND ROADWAY HIGH DENSITY LED LUMINAIRE
(9) 70 CRI, 4000K, 350mA LIGHTSQUARES WITH 26 LEDS EACH AND TYPE V MEDIUM OPTICS
Light Source: -
Ballast/Driver: -

Summary

Lumens per Lamp: N/A
Luminaire Lumens: 45269 lumens
Efficiency: N/A
Efficacy: 177.2 lumens/watt
Luminous Opening: Rectangular (W 1.5' x L: 1.5' x H: 0')
IES Classification: Type V - Short
BUG Rating: B5 - U0 - G4

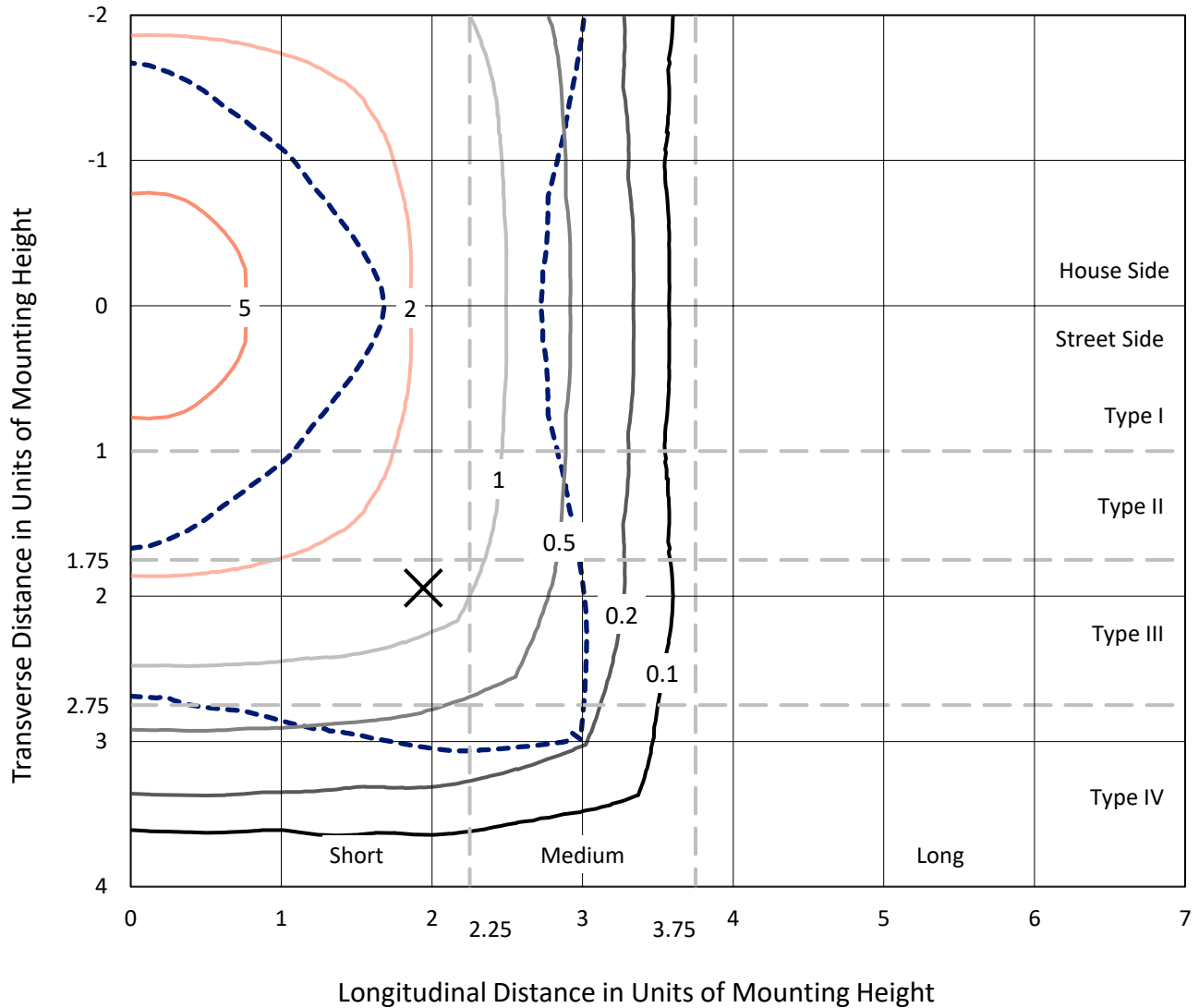
Input Watts (W): 255.5
Input Voltage (V): NR
Input Current (Ain): NR
Voltage Rise (V): NR
Power Factor: NR
Total Harmonic Distortion (THDi): NR
Frequency (hertz): 60
Stabilization Time: NR
Operation Time: NR
Ambient Temperature (°C): NR
Test Distance: 24 FT



REPORT NUMBER: P956338
 CATALOG NUMBER: GALN-SB9A-740-U-5MQ

Iso-Footcandle Lines of Horizontal Illumination

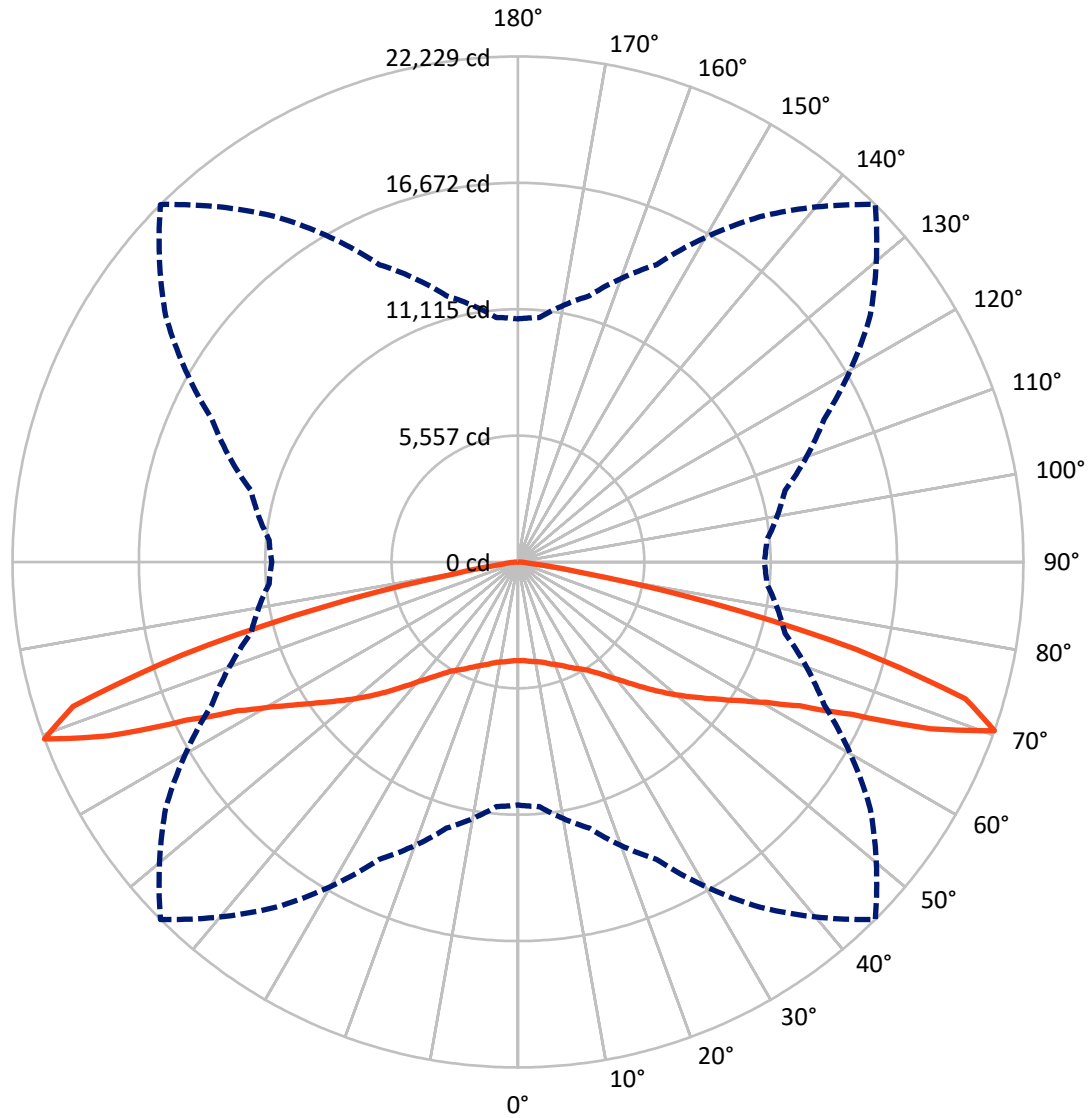
✕ Max cd
 - - - 1/2 Max cd



Based on 25 foot mounting height. Maximum calculated value = 6.9 fc
 Type V - Short - N/A

REPORT NUMBER: P956338
CATALOG NUMBER: GALN-SB9A-740-U-5MQ

Luminous Intensity Polar Plot



— Vertical Plane Through 45-Deg Lateral - - - Horizontal Cone Through 70-Deg Vertical

REPORT NUMBER: P956338
 CATALOG NUMBER: GALN-SB9A-740-U-5MQ

FLUX DISTRIBUTION:

		Downward	Upward	Total
House Side	Lumens	22634.5	0.0	22634.5
	% Fixture	50.0	0.0	50.0
Street Side	Lumens	22634.5	0.0	22634.5
	% Fixture	50.0	0.0	50.0
Total	Lumens	45269.0	0.0	45269.0
	% Fixture	100.0	0.0	100.0

Coefficient of Utilization

ZONAL LUMENS:

Zone	Lumens	% Fixture
0°-10°	421.3	0.9
10°-20°	1306.3	2.9
20°-30°	2334.5	5.2
30°-40°	3784.3	8.4
40°-50°	6163.9	13.6
50°-60°	9397.9	20.8
60°-70°	13981.1	30.9
70°-80°	7620.2	16.8
80°-90°	259.5	0.6
90°-100°	0.0	0.0
100°-110°	0.0	0.0
110°-120°	0.0	0.0
120°-130°	0.0	0.0
130°-140°	0.0	0.0
140°-150°	0.0	0.0
150°-160°	0.0	0.0
160°-170°	0.0	0.0
170°-180°	0.0	0.0
0°-90°	45269.0	100.0
0°-180°	45269.0	100.0



REPORT NUMBER: P956338

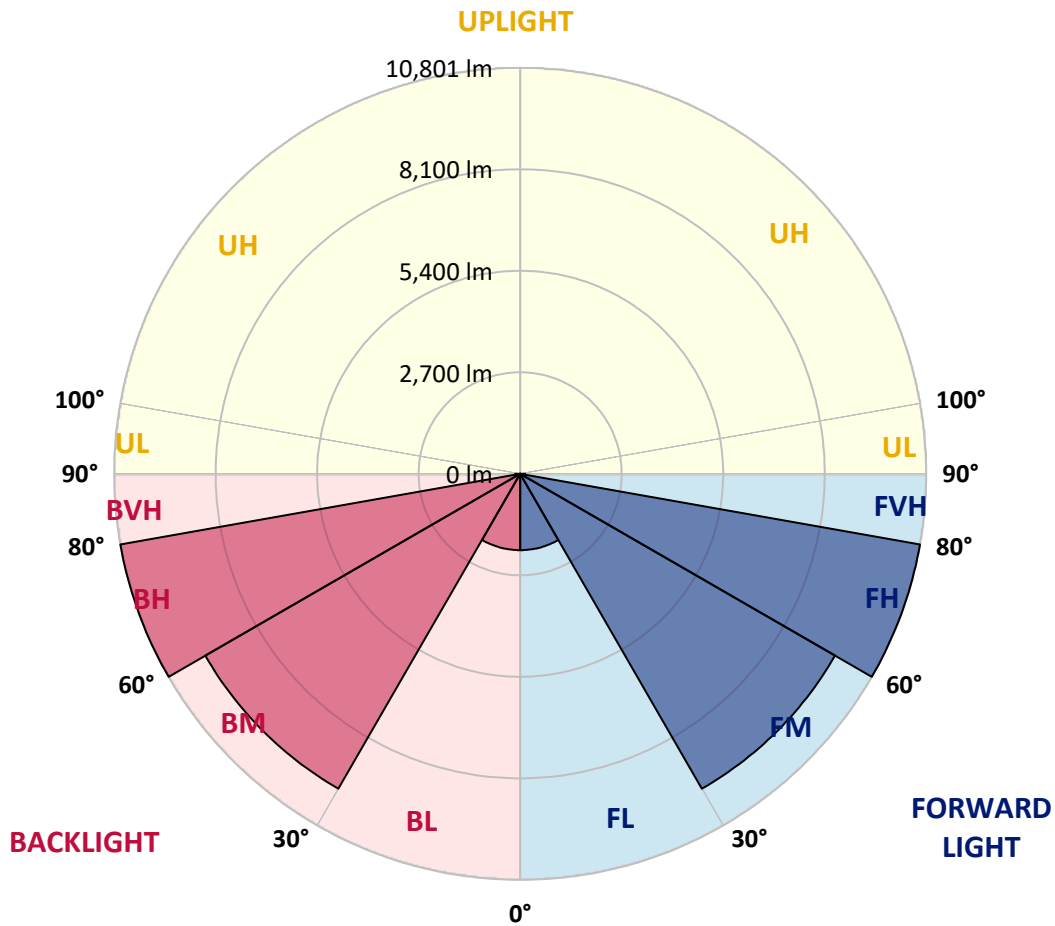
CATALOG NUMBER: GALN-SB9A-740-U-5MQ

LUMINAIRE CLASSIFICATION SYSTEM LUMEN TABLE AND BUG RATING:

Zone	Lumens	% Fixture	Zone Rating/Lumen Limit		
			B	U	G
FL (0°-30°)	2031.1	4.5			
FM (30°-60°)	9673.1	21.4			
FH (60°-80°)	10800.6	23.9			G4/12000
FVH (80°-90°)	129.7	0.3			G2/225
BL (0°-30°)	2031.1	4.5	B3/2500		
BM (30°-60°)	9673.1	21.4	B5		
BH (60°-80°)	10800.6	23.9	B5		G4/12000
BVH (80°-90°)	129.7	0.3			G2/225
UL (90°-100°)	0.0	0.0		U0/0	
UH (100°-180°)	0.0	0.0		U0/0	

BUG Rating: B5-U0-G4

Type V Short



REPORT NUMBER: P956338
 CATALOG NUMBER: GALN-SB9A-740-U-5MQ

CANDELA DISTRIBUTION (FULL):

	0°	5°	15°	25°	35°	45°	55°	65°	75°	85°
0°	4336.3	4336.3	4336.3	4336.3	4336.3	4336.3	4336.3	4336.3	4336.3	4336.3
2.5°	4356.8	4361.3	4352.2	4347.7	4343.1	4336.3	4338.6	4349.9	4359.0	4356.8
5°	4393.1	4397.7	4390.8	4388.6	4379.5	4377.2	4377.2	4388.6	4395.4	4390.8
7.5°	4434.0	4440.8	4429.5	4427.2	4422.7	4418.1	4415.8	4427.2	4434.0	4434.0
10°	4472.7	4479.5	4470.4	4463.6	4459.0	4459.0	4454.5	4463.6	4474.9	4472.7
12.5°	4513.6	4518.1	4509.0	4504.5	4504.5	4511.3	4504.5	4509.0	4518.1	4513.6
15°	4563.6	4565.8	4563.6	4570.4	4581.8	4604.5	4584.0	4579.5	4584.0	4572.7
17.5°	4631.8	4636.3	4645.4	4661.3	4677.2	4718.1	4681.8	4670.4	4670.4	4647.7
20°	4715.8	4722.7	4736.3	4763.6	4784.0	4822.7	4786.3	4770.4	4763.6	4734.0
22.5°	4804.5	4815.8	4836.3	4872.7	4909.0	4945.4	4909.0	4881.7	4861.3	4822.7
25°	4906.7	4920.4	4952.2	5011.3	5061.3	5113.6	5070.4	5015.8	4974.9	4920.4
27.5°	5052.2	5068.1	5106.7	5179.5	5243.1	5288.6	5247.7	5177.2	5120.4	5054.5
30°	5256.7	5272.7	5318.1	5395.4	5438.6	5468.1	5440.8	5386.3	5318.1	5243.1
32.5°	5520.4	5540.8	5590.8	5663.6	5672.6	5677.2	5668.1	5640.8	5590.8	5499.9
35°	5854.5	5877.2	5934.0	5993.1	5984.0	5993.1	5979.5	5970.4	5934.0	5829.5
37.5°	6263.5	6290.8	6349.9	6395.4	6372.6	6361.3	6363.5	6365.8	6345.4	6229.5
40°	6738.5	6774.9	6818.1	6865.8	6827.2	6793.1	6815.8	6834.0	6815.8	6697.6
42.5°	7227.2	7279.4	7324.9	7393.1	7361.3	7318.1	7349.9	7370.3	7331.7	7204.4
45°	7770.3	7820.3	7879.4	7981.7	7959.0	7913.5	7959.0	7963.5	7897.6	7747.6
47.5°	8331.7	8384.0	8472.6	8609.0	8599.9	8549.9	8609.0	8577.2	8493.1	8313.5
50°	8863.5	8936.2	9072.6	9263.5	9281.7	9220.3	9299.9	9238.5	9097.6	8872.6
52.5°	9363.5	9440.8	9656.7	9915.8	9981.7	9902.1	10008.9	9902.1	9690.8	9402.1
55°	9888.5	9974.9	10231.7	10570.3	10702.1	10643.0	10743.0	10581.7	10281.7	9931.7
57.5°	10506.7	10558.9	10865.8	11268.0	11490.7	11504.4	11549.8	11277.1	10913.5	10515.8
60°	11177.1	11249.8	11583.9	12065.7	12418.0	12531.6	12483.9	12079.4	11656.7	11199.8
62.5°	12036.2	12115.7	12515.7	13093.0	13649.8	13931.6	13745.3	13158.9	12636.2	12088.5
65°	12747.5	12836.2	13558.9	14588.4	15602.0	16168.0	15699.8	14620.2	13679.3	12906.6
67.5°	12231.6	12340.7	13474.8	15365.7	17886.1	19574.7	17972.5	15597.5	13754.3	12706.6
70°	10690.8	10793.0	12115.7	14427.1	18529.3	22229.2	18915.6	14852.1	12158.9	10986.2
72.5°	7097.6	7427.2	8765.8	11538.5	16545.2	20570.2	16708.9	11304.4	8131.7	7081.7
75°	2354.5	2618.1	3531.8	5981.7	11081.7	15383.9	10549.8	5293.1	2797.7	2013.6
77.5°	593.2	684.1	943.2	1711.3	4420.4	8759.0	3979.5	1397.7	761.4	531.8
80°	288.6	318.2	454.5	570.4	1106.8	2784.1	1038.6	536.4	359.1	277.3
82.5°	159.1	161.4	256.8	322.7	411.4	720.4	427.3	313.6	206.8	168.2
85°	97.7	95.5	136.4	172.7	172.7	256.8	204.5	172.7	118.2	104.5
87.5°	38.6	38.6	50.0	54.5	47.7	65.9	52.3	56.8	45.5	43.2
90°	0.0	0.0	0.0	0.0	0.0	0.0	0.0	0.0	0.0	0.0

(END C

90°
4336.3
4359.0
4393.1
4434.0
4472.7
4511.3
4572.7
4647.7
4734.0
4820.4
4918.1
5052.2
5243.1
5502.2
5829.5
6229.5
6697.6
7213.5
7763.5
8302.2
8868.1
9374.9
9883.9
10461.2
11127.1
11993.0
12779.4
12549.8
10829.4
6852.2
1904.5
475.0
254.5
168.2
109.1
45.5
0.0

OF REPORT)